

Mile Overall		5K Overall		5K Masters		5K Seniors	
Ray Boydston	5:39.08	Ray Boydston	20:15.65	Dennis Maietta	20:35.04	Julio Lopez	22:35.65
Kim Andres	7:21.85	Laura Nelson	20:10.41	Yolanda Hopping	21:45.29	Kim Andres	25:19.02

## 5K MALE

28 Runners --- Average Time of **26:28** Avg. Age Grade: **56.3%** Place in



	Name	City	(Age)	Split	Chip Time	FN*	Pace	Age Grade	OA	GD
OVERALL	1 Ray Boydston	Plano	(41)	-10	20:15.65	ML	6:31.3	67.9%	2	1
MASTERS	1 Dennis Maietta	Grapevine	(50)	+8	20:35.04		6:37.5	71.6%	3	2
SENIORS	1 Julio Lopez	Farmers Branch	(55)	+41	22:35.65	ML	7:16.3	68.0%	5	3
M01-09	1 Jonah Barth	Highland Village	(9)	+4	24:01.64		7:44.0	68.1%	11	9
	2 Yuichi Cowles	Plano	(9)	+145	36:31.17		11:45.3	44.8%	39	28
M20-24	1 Philip Bailey	Lewisville	(23)	+92	24:34.02		7:54.4	52.5%	12	10
M25-29	1 Christopher Williams	Carrollton	(29)	+10	28:29.77	✓	9:10.3	45.3%	28	21
M30-34	1 Brad Golub	lewisville	(32)	+82	24:40.82		7:56.6	52.7%	13	11
	2 Paul Beukema		(34)	+44	25:26.77	✓	8:11.4	51.5%	17	13
M35-39	1 Nathan Bruser	Coppell	(39)	-2	25:07.82	ML	8:05.3	53.9%	15	12
	2 Michael Rumery	Plano	(38)	+21	26:12.44	ML	8:26.1	51.3%	19	14
	3 Mark Maddux		(35)	-61	28:45.87		9:15.5	45.8%	29	22
M40-44	1 Tal Fisher	Dallas	(40)	+46	23:21.87		7:31.2	58.4%	8	6
	2 Adam Barth	Highland Village	(42)	-7	28:59.40		9:19.9	47.8%	30	23
	3 Keith Kupiec	Carrollton	(43)	+139	34:59.02		11:15.6	39.9%	38	27
M45-49	1 Jeff Breese	Frisco	(46)	+15	23:46.56	ML	7:39.2	60.1%	9	7
	2 Doran Brown	Carrollton	(46)	-26	26:17.10	✓	8:27.6	54.4%	20	15
	3 Leon Reynoso		(47)	+51	26:59.50		8:41.3	53.4%	24	19
M50-54	1 David Short	Frisco	(50)	+40	23:21.69	ML	7:31.2	63.1%	7	5
	2 Patrick Wheeler		(54)	-30	23:55.53		7:42.1	63.7%	10	8
M55-59	1 David Mask	Lewisville	(58)	+32	22:54.61		7:22.4	68.8%	6	4
	2 Teddy Viator	Dallas	(59)	-55	26:34.08	ML	8:33.1	59.8%	22	17
	3 Ken Ashby	Dallas	(58)	+0	26:41.45	ML	8:35.5	59.1%	23	18
	4 James Johnson	Dallas	(58)	-3	27:11.89		8:45.3	58.0%	25	20
	5 Mike Catt	The Colony	(57)	+17	29:31.35	ML	9:30.1	52.9%	32	24
	6 Ruben Reyes	Carrollton	(55)	-32	29:54.38	ML	9:37.6	51.4%	33	25
M60-64	1 Glenn Dumas	Farmers Branch	(61)	-25	26:18.10	ML	8:27.9	61.5%	21	16
	2 Scott Mckissick	Irving	(62)	+33	32:53.63	ML	10:35.3	49.6%	36	26

# 5K FEMALE



16 Runners --- Average Time of **30:03**

Avg. Age Grade: **56.9%**

Place in

	Name	City	(Age)	Split	Chip Time	FN*	Pace	Age Grade	OA	GD
OVERALL	1 <b>Laura Nelson</b>	Grapevine	(45)	-3	<b>20:10.41</b>		6:29.6	<b>79.2%</b>	1	<b>1</b>
MASTERS	1 <b>Yolanda Hopping</b>		(48)	-5	<b>21:45.29</b>		7:00.1	<b>75.9%</b>	4	<b>2</b>
SENIORS	1 <b>Kim Andres</b>	Plano	(58)	+34	<b>25:19.02</b> 		8:08.9	<b>74.2%</b>	14	<b>3</b>
F10-14	1 <b>Molly Barth</b>	Highland Village	(11)	-7	<b>28:59.95</b>		9:20.0	57.4%	31	<b>7</b>
F20-24	1 <b>Brenda Bailey</b>	Lewisville	(20)	+78	<b>27:21.25</b>		8:48.3	54.1%	26	<b>5</b>
	2 <b>Tiffany Garrett</b>		(23)	+139	<b>34:58.82</b>	✓	11:15.5	42.3%	37	<b>10</b>
F25-29	1 <b>Sarah Bohlman</b>		(29)	+57	<b>26:33.75</b>	✓	8:33.0	55.7%	40	<b>11</b>
F35-39	1 <b>Evelyn Bruser</b>	Coppell	(39)	+75	<b>39:35.36</b>		12:44.6	38.5%	44	<b>15</b>
F45-49	1 <b>Keiko Yokoyama</b>	Plano	(47)	+34	<b>25:53.91</b>	✓	8:20.2	<b>63.0%</b>	18	<b>4</b>
	2 <b>Yanira Lopez</b>	Farmers Branch	(48)	+6	<b>28:25.91</b> 		9:09.1	58.1%	27	<b>6</b>
	3 <b>Chiffon Okuda</b>	Lewisville	(47)	-150	<b>31:28.53</b>	✓	10:07.9	51.8%	34	<b>8</b>
	4 <b>Christine Mayhan</b>	Coppell	(48)	-112	<b>32:05.64</b>	✓	10:19.8	51.4%	35	<b>9</b>
	5 <b>Susan Schafer</b>	Richardson	(45)	+82	<b>37:40.19</b>		12:07.5	42.4%	42	<b>13</b>
F60-64	1 <b>Carol Creech</b>	Plano	(60)	+81	<b>37:27.46</b>		12:03.4	51.6%	41	<b>12</b>
F65-69	1 <b>Ruth Olinger</b>	The Colony	(68)	+11	<b>37:49.88</b>		12:10.6	57.7%	43	<b>14</b>
FStroller	1 <b>Blake Bruser</b>	Coppell	(1)	-2	<b>25:07.68</b>		8:05.3		16	<b>0</b>

FN\*:  Broke Age-Group Record  Place among Females  
 Ran Mile before 5K ✓ #Races PR @ Carrollton Runners (2003 & later)

 Positive Split  
 Negative Split

Timing provided by:  **DeltaViewTiming.com**

# 1M MALE

		14 Runners --- Average Time of <b>7:35</b>				Avg. Age Grade: <b>57.2%</b>			Place in	
	Name	City	(Age)	Split	Chip Time	FN*	Pace	Age Grade	OA	GD
OVERALL	1 <b>Ray Boydston</b>	Plano	(41)		<b>5:39.08</b>		5:39.1	<b>70.0%</b>	1	1
M25-29	1 <b>Andres Gonzales</b>	Grand Prairie	(25)		<b>7:04.44</b>		7:04.4	52.4%	5	5
M35-39	1 <b>Nathan Bruser</b>	Coppell	(39)		<b>5:58.26</b>	✓	5:58.3	<b>65.3%</b>	2	2
	2 <b>Michael Rumery</b>	Plano	(38)		<b>8:26.24</b>		8:26.2	45.8%	14	12
M45-49	1 <b>Ruben Saguil</b>	Carrollton	(46)		<b>6:43.26</b>		6:43.3	<b>61.1%</b>	3	3
	2 <b>Jeff Breese</b>	Frisco	(46)		<b>8:01.34</b>		8:01.3	51.2%	11	10
M50-54	1 <b>David Short</b>	Frisco	(50)		<b>8:01.54</b>		8:01.5	52.8%	12	11
M55-59	1 <b>Julio Lopez</b>	Farmers Branch	(55)		<b>6:46.72</b>		6:46.7	<b>65.2%</b>	4	4
	2 <b>Teddy Viator</b>	Dallas	(59)		<b>7:26.67</b>	✓	7:26.7	<b>61.4%</b>	8	7
	3 <b>Mike Catt</b>	The Colony	(57)		<b>7:48.97</b>		7:49.0	57.5%	9	8
	4 <b>Ken Ashby</b>	Dallas	(58)		<b>7:57.08</b>		7:57.1	57.0%	10	9
	5 <b>Ruben Reyes</b>	Carrollton	(55)		<b>9:34.37</b>		9:34.4	46.2%	18	14
M60-64	1 <b>Glenn Dumas</b>	Farmers Branch	(61)		<b>7:09.30</b>		7:09.3	<b>65.0%</b>	6	6
	2 <b>Scott Mckissick</b>	Irving	(62)		<b>9:31.96</b>		9:32.0	49.3%	17	13

# 1M FEMALE

		4 Runners --- Average Time of <b>8:10</b>				Avg. Age Grade: <b>60.4%</b>			Place in	
	Name	City	(Age)	Split	Chip Time	FN*	Pace	Age Grade	OA	GD
OVERALL	1 <b>Kim Andres</b>	Plano	(58)		<b>7:21.85</b>		7:21.9	<b>75.3%</b>	7	1
F01-09	1 <b>Megan Rumery</b>	Plano	(9)		<b>8:26.30</b>	☐	8:26.3	58.9%	15	3
F20-24	1 <b>Juana Gutierrez</b>	Dallas	(21)		<b>8:43.43</b>		8:43.4	48.1%	16	4
F45-49	1 <b>Yanira Lopez</b>	Farmers Branch	(48)		<b>8:10.23</b>		8:10.2	59.5%	13	2

FN\*: ☐ Broke Age-Group Record GD Place among Females  
 ℓ Ran Mile before 5K ✓ #Races PR @ Carrollton Runners (2003 & later)

▲ Positive Split  
 ▲ Negative Split

1M	Bib Name	GD	AgeGrp	AG	Start	1stH	2ndH	Δ	FinishTime+	FN*	Pace	5KEq	Clock Time	AgeGD
1	047	Ray Boydston (M41)	1	M40-44	OA	---			5:39.08	✗	5:39.1	19.33	5:39.08	70.0%
2	7097	Nathan Bruser (M39)	2	M35-39	1st	---			5:58.26	✓ 5	5:58.3	20.41	5:58.26	65.3%
3	7003	Ruben Saguil (M46)	3	M45-49	1st	---			6:43.26		6:43.3	22.98	6:43.26	61.1%
4	7193	Julio Lopez (M55)	4	M55-59	1st	---			6:46.72		6:46.7	23.15	6:46.72	65.2%
5	6504	Andres Gonzales (M25)	5	M25-29	1st	---			7:04.44	✗	7:04.4	24.18	7:04.44	52.4%
6	7014	Glenn Dumas (M61)	6	M60-64	1st	---			7:09.30		7:09.3	24.46	7:09.30	65.0%
7	7040	Kim Andres (F58)	1	F55-59	OA	---			7:21.85		7:21.9	25.15	7:21.85	75.3%
8	7051	Teddy Viator (M59)	7	M55-59	2nd	---			7:26.67	✓ 1	7:26.7	25.43	7:26.67	61.4%
9	6611	Mike Catt (M57)	8	M55-59	3rd	---			7:48.97	✗	7:49.0	26.68	7:48.97	57.5%
10	7005	Ken Ashby (M58)	9	M55-59	4th	---			7:57.08		7:57.1	27.20	7:57.08	57.0%
11	7216	Jeff Breese (M46)	10	M45-49	2nd	---			8:01.34		8:01.3	27.43	8:01.34	51.2%
12	7061	David Short (M50)	11	M50-54	1st	---			8:01.54		8:01.5	27.43	8:01.54	52.8%
13	7198	Yanira Lopez (F48)	2	F45-49	1st	---			8:10.23		8:10.2	27.94	8:10.23	59.5%
14	7038	Michael Rumery (M38)	12	M35-39	2nd	---			8:26.24	✗	8:26.2	28.85	8:26.24	45.8%
15	6658	Megan Rumery (F9)	3	F01-09	1st	---			8:26.30	☐ ✗	8:26.3	28.85	8:26.30	58.9%
16	6500	Juana Gutierrez (F21)	4	F20-24	1st	---			8:43.43	✗	8:43.4	29.82	8:43.43	48.1%
17	7048	Scott Mckissick (M62)	13	M60-64	2nd	---			9:31.96		9:32.0	32.56	9:31.96	49.3%
18	7283	Ruben Reyes (M55)	14	M55-59	5th	---			9:34.37		9:34.4	32.73	9:34.37	46.2%


Average Finish Time: **07:42**      Average Age Grade: **57.9%**

5K	Bib Name	GD	AgeGrp	AG	Start	1stH	2ndH	Δ	FinishTime+	FN*	Pace	5KEq	Clock Time	AgeGD				
1	7274	Laura Nelson (F45)	1	F45-49	OA	---	1	10:07	2	10:03	-3	20:10.41	6:29.6	20:17	20:10.41	79.2%		
2	047	Ray Boydston (M41)	1	M40-44	OA	---	2	10:13	1	10:03	-10	20:15.65	♫	✗	6:31.3	20:25	20:15.65	67.9%
3	7273	Dennis Maietta (M50)	2	M50-54	MS	0.6	3	10:13	3	10:22	+8	20:35.04			6:37.5	20:58	20:35.60	71.6%
4	6773	Yolanda Hopping (F48)	2	F45-49	MS	0.7	4	10:55	4	10:50	-5	21:45.29			7:00.1	21:75	21:45.95	75.9%
5	7193	Julio Lopez (M55)	3	M55-59	SR	0.8	5	10:58	5	11:38	+41	22:35.65	♫		7:16.3	22:58	22:36.46	68.0%
6	7008	David Mask (M58)	4	M55-59	1st	2.5	6	11:11	7	11:43	+32	22:54.61			7:22.4	22:90	22:57.11	68.8%
7	7061	David Short (M50)	5	M50-54	1st	4.9	8	11:21	9	12:01	+40	23:21.69	♫		7:31.2	23:35	23:26.57	63.1%
8	6511	Tal Fisher (M40)	6	M40-44	1st	4.8	7	11:18	11	12:04	+46	23:21.87		✗	7:31.2	23:35	23:26.66	58.4%
9	7216	Jeff Breese (M46)	7	M45-49	1st	4.4	11	11:46	8	12:01	+15	23:46.56	♫		7:39.2	23:77	23:50.97	60.1%
10	6774	Patrick Wheeler (M54)	8	M50-54	2nd	1.0	13	12:13	6	11:43	-30	23:55.53			7:42.1	23:92	23:56.51	63.7%
11	6627	Jonah Barth (M9)	9	M01-09	1st	1.1	12	11:59	10	12:03	+4	24:01.64		✗	7:44.0	24:02	24:02.76	68.1%
12	6575	Philip Bailey (M23)	10	M20-24	1st	1.9	9	11:31	19	13:03	+92	24:34.02		✗	7:54.4	24:57	24:35.90	52.5%
13	6723	Brad Golub (M32)	11	M30-34	1st	1.6	10	11:39	18	13:02	+82	24:40.82		✗	7:56.6	24:67	24:42.43	52.7%
14	7040	Kim Andres (F58)	3	F55-59	SR	1.0	15	12:22	17	12:57	+34	25:19.02	♫		8:08.9	25:32	25:20.00	74.2%
15	7097	Nathan Bruser (M39)	12	M35-39	1st	16.2	17	12:35	12	12:33	-2	25:07.82	♫		8:05.3	25:12	25:24.04	53.9%
16	7316	Blake Bruser (F1)	0	FStroller	1st	16.5	16	12:35	13	12:33	-2	25:07.68			8:05.3	25:12	25:24.15	
17	6775	Paul Beukema (M34)	13	M30-34	2nd	4.1	14	12:22	20	13:05	+44	25:26.77	✓ 3		8:11.4	25:43	25:30.89	51.5%
18	1428	Keiko Yokoyama (F47)	4	F45-49	1st	---	18	12:40	21	13:14	+34	25:53.91	✓ 3		8:20.2	25:88	25:53.91	63.0%
19	7038	Michael Rumery (M38)	14	M35-39	2nd	6.2	20	12:56	22	13:17	+21	26:12.44	♫		8:26.1	26:20	26:18.65	51.3%
20	7064	Doran Brown (M46)	15	M45-49	2nd	2.2	24	13:22	15	12:56	-26	26:17.10	✓ 4		8:27.6	26:28	26:19.29	54.4%
21	7014	Glenn Dumas (M61)	16	M60-64	1st	9.8	25	13:22	16	12:56	-25	26:18.10	♫		8:27.9	26:30	26:27.88	61.5%
22	7051	Teddy Viator (M59)	17	M55-59	2nd	0.8	27	13:44	14	12:50	-55	26:34.08	♫		8:33.1	26:57	26:34.83	59.8%
23	7005	Ken Ashby (M58)	18	M55-59	3rd	0.6	23	13:20	23	13:21	+0	26:41.45	♫		8:35.5	26:68	26:42.02	59.1%
24	6629	Leon Reynoso (M47)	19	M45-49	3rd	1.4	22	13:04	27	13:55	+51	26:59.50		✗	8:41.3	26:98	27:00.89	53.4%
25	7191	James Johnson (M58)	20	M55-59	4th	0.6	26	13:37	24	13:35	-3	27:11.89			8:45.3	27:18	27:12.46	58.0%
26	6574	Brenda Bailey (F20)	5	F20-24	1st	2.0	21	13:02	29	14:19	+78	27:21.25		✗	8:48.3	27:35	27:23.23	54.1%
27	7198	Yanira Lopez (F48)	6	F45-49	2nd	3.2	29	14:10	28	14:16	+6	28:25.91	♫		9:09.1	28:42	28:29.08	58.1%
28	7082	Christopher Williams (M29)	21	M25-29	1st	---	28	14:10	30	14:20	+10	28:29.77	✓ 2		9:10.3	28:48	28:29.77	45.3%

29	6772	Mark Maddux (M35)	22	M35-39	3rd	3.8	33	14:53	26	13:52	-61	28:45.87	⌘	9:15.5	28.75	28:49.70	45.8%	
30	6625	Adam Barth (M42)	23	M40-44	2nd	3.6	30	14:33	31	14:26	-7	28:59.40	⌘	9:19.9	28.98	29:02.98	47.8%	
31	6626	Molly Barth (F11)	7	F10-14	1st	3.4	31	14:34	32	14:26	-7	28:59.95	⌘	9:20.0	28.98	29:03.34	57.4%	
32	6611	Mike Catt (M57)	24	M55-59	5th	2.5	32	14:37	35	14:54	+17	29:31.35	⌘	9:30.1	29.52	29:33.82	52.9%	
33	7283	Ruben Reyes (M55)	25	M55-59	6th	2.7	34	15:13	34	14:41	-32	29:54.38	⌘	9:37.6	29.90	29:57.05	51.4%	
34	6603	Chiffon Okuda (F47)	8	F45-49	3rd	1.7	39	16:59	33	14:29	-150	31:28.53	✓	1	10:07.9	31.47	31:30.27	51.8%
35	7100	Christine Mayhan (F48)	9	F45-49	4th	1.8	38	16:59	36	15:07	-112	32:05.64	✓	1	10:19.8	32.08	32:07.42	51.4%
36	7048	Scott Mckissick (M62)	26	M60-64	2nd	4.9	35	16:10	37	16:43	+33	32:53.63	⌘	10:35.3	32.88	32:58.58	49.6%	
37	6771	Tiffany Garrett (F23)	10	F20-24	2nd	2.5	37	16:20	38	18:39	+139	34:58.82	✓	1	11:15.5	34.97	35:01.28	42.3%
38	7147	Keith Kupiec (M43)	27	M40-44	3rd	2.4	36	16:20	39	18:39	+139	34:59.02		11:15.6	34.98	35:01.39	39.9%	
39	1429	Yuichi Cowles (M9)	28	M01-09	2nd	0.7	40	17:03	42	19:28	+145	36:31.17		11:45.3	36.52	36:31.84	44.8%	
40	6734	Sarah Bohlman (F29)	11	F25-29	1st	625.8	19	12:49	25	13:45	+57	26:33.75	✓	2	8:33.0	26.55	36:59.53	55.7%
41	7024	Carol Creech (F60)	12	F60-64	1st	3.1	41	18:03	41	19:24	+81	37:27.46		12:03.4	37.45	37:30.54	51.6%	
42	7065	Susan Schafer (F45)	13	F45-49	5th	6.0	42	18:09	43	19:31	+82	37:40.19	⌘	12:07.5	37.67	37:46.16	42.4%	
43	149	Ruth Olinger (F68)	14	F65-69	1st	3.5	43	18:49	40	19:01	+11	37:49.88		12:10.6	37.82	37:53.37	57.7%	
44	7315	Evelyn Bruser (F39)	15	F35-39	1st	15.0	44	19:10	44	20:25	+75	39:35.36		12:44.6	39.58	39:50.40	38.5%	
											Average Finish Time:		27:45	Average Age Grade:		56.5%		

FN\*:  Broke Age-Group Record

**GD** Place among Females

 Positive Split

Timing provided by:

 Ran Mile before 5K ✓ # Races PR @ Carrollton Runners (2003 & later)

 Negative Split



**DeltaViewTiming.com**