




## 10K MALE

		Name	City (Age)	Half	Split	Chip Time	Pace	Age Grade	Place in	
									OA	GD
OVERALL	-	<b>FERNANDO GARCIA</b>	Wylie(35)			<b>39:33.61</b>	6:22	<b>69.3%</b>	1	1
OVER2ND	-	<b>FROYLAN FRANCO</b>	Frisco(44)			<b>39:33.40</b>	6:22	<b>74.0%</b>	2	2
M01-19	1	<b>DREW KIRCHNER</b>	Frisco(16)			<b>49:47.93</b>	8:01	57.2%	20	17
	2	<b>ANTHONY KORNEGAY</b>	Plano(17)			<b>50:00.71</b>	8:03	56.2%	21	18
	3	<b>DAVID MURTAUGH</b>	Plano(16)			<b>54:56.99</b>	8:51	51.9%	41	29
	4	<b>ROBERT ROSE</b>	Plano(15)			<b>55:40.28</b>	8:58	52.0%	48	32
	5	<b>DAVID GUMBERT</b>	Carrollton(18)			<b>56:14.74</b>	9:03	49.4%	53	35
	6	<b>LANE ODOM</b>	Dallas(15)			<b>1:03:47.77</b>	10:16	45.4%	90	53
	7	<b>KAPILAN VISWANATHAN</b>	plano(12)			<b>1:16:25.34</b>	12:18	40.5%	124	65
M20-29	1	<b>MATTHEW YOSTEN</b>	Denton(26)			<b>47:01.58</b>	7:34	57.1%	12	12
	2	<b>TRAVIS SOUZA</b>	Dallas(29)			<b>48:28.58</b>	7:48	55.4%	14	13
	3	<b>PHILIP J DAVIS</b>	Terrell(24)			<b>50:02.58</b>	8:03	53.7%	19	16
	4	<b>MATTHEW FOX</b>	Denton(23)			<b>52:10.30</b>	8:24	51.5%	27	21
	5	<b>CHARLES DYKSTRA</b>	Dallas(28)			<b>59:02.17</b>	9:30	45.5%	63	39
	6	<b>JARED SMITH</b>	The Colony(26)			<b>59:59.12</b>	9:39	44.8%	65	41
	7	<b>CALEB ONDRUSEN</b>	Lewisville(24)			<b>1:00:21.34</b>	9:43	44.5%	69	42
	8	<b>RYAN BENIGNO</b>	Frisco(28)			<b>1:04:39.57</b>	10:24	41.5%	96	55
	9	<b>ABHAY MANDAYAM</b>	Richardson(24)			<b>1:15:43.73</b>	12:11	35.5%	123	64
M30-39	1	<b>ZAC SARTIN</b>	Dallas(31)			<b>41:26.85</b>	6:40	<b>65.1%</b>	3	3
	2	<b>OLIVER YATES</b>	Dallas(33)			<b>43:30.60</b>	7:00	<b>62.4%</b>	6	6
	3	<b>JOHN SAUNDERS</b>	Dallas(32)			<b>44:34.13</b>	7:10	<b>60.7%</b>	8	8
	4	<b>ESAV ROBLES</b>	Mesquite(36)			<b>45:55.79</b>	7:24	<b>60.1%</b>	11	11
	5	<b>SUNIL LAXMAN</b>	Dallas(33)			<b>49:16.08</b>	7:56	55.1%	17	15
	6	<b>SATYA PUPPALA</b>	Trophy Club(38)			<b>51:20.06</b>	8:16	54.5%	24	20
	7	<b>JOMY JOSEPH</b>	Flower Mound(33)			<b>53:09.20</b>	8:33	51.1%	30	22
	8	<b>PAUL ALMANZA</b>	Austin(34)			<b>54:34.24</b>	8:47	50.0%	37	26
	9	<b>MATTHEW ARMSTRONG</b>	Shreveport(30)			<b>55:01.79</b>	8:51	48.9%	40	28
	10	<b>FRANK KWAN</b>	Miami(39)			<b>55:46.45</b>	8:59	50.6%	51	33
	11	<b>MATTHEW EIBELL</b>	Dallas(34)			<b>56:13.89</b>	9:03	48.5%	52	34
	12	<b>KENNY CHUNG</b>	(30)			<b>56:52.58</b>	9:09	47.3%	55	36
	13	<b>JOSH MAYLEE</b>	Dallas(38)			<b>57:16.25</b>	9:13	48.9%	58	37
	14	<b>JOSH LEVI-SANTAMARIA</b>	Round Rock(35)			<b>1:00:38.97</b>	9:46	45.2%	70	43
	15	<b>ERIC HOLLAND</b>	Euless(37)			<b>1:00:53.60</b>	9:48	45.6%	74	44
	16	<b>BRANDON HEPBURN</b>	Dallas(31)			<b>1:01:25.00</b>	9:53	43.9%	77	45
	17	<b>KAPILKUMAR PATEL</b>	Dallas(31)			<b>1:02:09.92</b>	10:00	43.4%	80	47
	18	<b>MARLEN RUSSELL</b>	Lufkin(37)			<b>1:02:28.67</b>	10:03	44.5%	83	49
	19	<b>GURU MATHUR</b>	Plano(32)			<b>1:03:13.82</b>	10:11	42.8%	87	51
	20	<b>BRAD MCCUTCHEON</b>	Dallas(32)			<b>1:04:19.55</b>	10:21	42.1%	94	54
	21	<b>FRANK HEMPEN</b>	Fort Worth(37)			<b>1:34:56.33</b>	15:17	29.3%	142	69

M40-49	1	<b>DAN YARBROUGH</b>	Allen(41)	<b>42:20.16</b>	6:49	<b>67.6%</b>	4	4
	2	<b>SCOTT TOON</b>	Irving(48)	<b>43:30.78</b>	7:00	<b>69.4%</b>	5	5
	3	<b>SCOTT BURNETT</b>	McKinney(43)	<b>44:25.14</b>	7:09	<b>65.4%</b>	7	7
	4	<b>DERRICK FORTE</b>	Desoto(43)	<b>45:40.73</b>	7:21	<b>63.6%</b>	9	9
	5	<b>DANNY FULLER</b>	Dallas(42)	<b>45:56.86</b>	7:24	<b>62.8%</b>	10	10
	6	<b>THOMAS LE</b>	Allen(41)	<b>49:48.77</b>	8:01	57.5%	23	19
	7	<b>JEFFERY PATTON</b>	Cleveland,OH(46)	<b>53:12.55</b>	8:34	55.9%	32	24
	8	<b>ASHOK SRIKANTAPPA</b>	Plano(47)	<b>53:33.83</b>	8:37	56.0%	31	23
	9	<b>MARTIN MESNNA</b>	Buenos Aires(40)	<b>54:53.84</b>	8:50	51.8%	43	31
	10	<b>JASON SMITH</b>	McKinney(42)	<b>55:10.13</b>	8:53	52.3%	42	30
	11	<b>JIM CHESTER</b>	Dallas(40)	<b>57:32.23</b>	9:16	49.4%	59	38
	12	<b>SHRIDHAR CHIKKODI</b>	Plano(46)	<b>59:06.72</b>	9:31	50.3%	64	40
	13	<b>KISHORE MANDAVA</b>	Plano(46)	<b>1:02:00.57</b>	9:59	48.0%	79	46
	14	<b>ANTHONY STINNETT</b>	Frisco(42)	<b>1:02:08.46</b>	10:00	46.4%	81	48
	15	<b>JAMES MYLETT</b>	Highland Village(49)	<b>1:02:40.70</b>	10:05	48.6%	85	50
	16	<b>KEVIN THOMPSON</b>	Frisco(40)	<b>1:03:16.62</b>	10:11	44.9%	88	52
	17	<b>SCOTT DAWSON</b>	McKinney(43)	<b>1:05:22.19</b>	10:31	44.5%	100	56
	18	<b>DAVID CASTORENA</b>	Grand Prairie(44)	<b>1:06:03.18</b>	10:38	44.3%	102	57
	19	<b>PAUL YANG</b>	Plano(41)	<b>1:06:32.60</b>	10:43	43.0%	103	58
	20	<b>LARRY SHELL</b>	Richardson(49)	<b>1:15:05.82</b>	12:05	40.6%	122	63
	21	<b>DAVID THOMPSON</b>	Bedford(43)	<b>1:15:18.06</b>	12:07	38.6%	121	62
	22	<b>VISWANATHAN SAHADEVAN</b>	Plano(42)	<b>1:16:48.70</b>	12:22	37.5%	126	66
M50-59	1	<b>BAUDILIO RODRIGUEZ</b>	Garland(55)	<b>48:43.67</b>	7:51	<b>65.6%</b>	16	14
	2	<b>KEN ASHBY</b>	Dallas(59)	<b>54:32.25</b>	8:47	<b>60.7%</b>	35	25
	3	<b>TIMOTHY ATTLEE</b>	McKinney(50)	<b>54:59.11</b>	8:51	55.8%	39	27
	4	<b>MARK TOWNSON</b>	Rockwall(54)	<b>1:10:12.64</b>	11:18	45.2%	112	59
	5	<b>DALLAS EDIE</b>	Dallas(57)	<b>1:20:26.84</b>	12:57	40.4%	131	67
M60-99	1	<b>TOM BEDNARZ</b>	Frisco(69)	<b>1:10:54.34</b>	11:25	51.2%	115	60
	2	<b>JAMES MARIN</b>	Murphy(61)	<b>1:13:17.38</b>	11:48	46.0%	120	61
	3	<b>KARL ZUBER</b>	Mesquite(61)	<b>1:21:19.92</b>	13:05	41.4%	137	68

Splits were not captured for this race.

 Place among Females

 Positive Split  
 Negative Split



Timing provided by:  
 **DELTAVIEWTIMING.COM**

# 10K FEMALE

		Name	City (Age)	Half	Split	Chip Time	Pace	Age Grade	OA	GD	Place in
OVERALL	-	LINDA KELLY	Dallas(60)			<b>47:52.08</b>	7:42	<b>82.8%</b>	13	<b>1</b>	
OVER2ND	-	MOLLY DYKSTRA	Dallas(30)			<b>48:46.92</b>	7:51	<b>62.2%</b>	15	<b>2</b>	
F01-19	1	ELEANOR BURNETT	McKinney(13)			<b>51:46.98</b>	8:20	<b>63.3%</b>	26	<b>6</b>	
	2	MADISON GARRETT	Plano(16)			<b>55:40.85</b>	8:58	56.4%	47	<b>16</b>	
	3	SAMANTHA CARR	Plano(15)			<b>55:42.86</b>	8:58	57.0%	49	<b>17</b>	
	4	MEGAN GARRETT	Plano(14)			<b>55:43.98</b>	8:58	57.8%	50	<b>18</b>	
	5	JESSI GORMAN	Plano(17)			<b>56:19.57</b>	9:04	55.0%	54	<b>19</b>	
	6	CHLOE ADCKOCK	Allen(16)			<b>1:08:42.53</b>	11:03	45.7%	109	<b>51</b>	
F20-29	1	KRISTY KRUPP	Irving(29)			<b>51:27.11</b>	8:17	59.0%	25	<b>5</b>	
	2	CAYLA FRITZ	Denton(24)			<b>53:18.16</b>	8:35	56.9%	29	<b>8</b>	
	3	ANNE LOCK	Bartlesville(26)			<b>54:21.31</b>	8:45	55.8%	36	<b>11</b>	
	4	JENNIFER RODRIGUEZ	Garland(21)			<b>54:46.87</b>	8:49	55.4%	38	<b>12</b>	
	5	LESLIE ARMSTRONG	Shreveport(29)			<b>55:34.81</b>	8:57	54.6%	44	<b>13</b>	
	6	AMBRE SWINFORD	Lewisville(25)			<b>58:35.07</b>	9:26	51.8%	62	<b>24</b>	
	7	CAITIE BROWN	Fort Worth(24)			<b>1:00:04.82</b>	9:40	50.5%	68	<b>27</b>	
	8	MONLEY JAMERSON	Dallas(26)			<b>1:06:34.13</b>	10:43	45.6%	104	<b>46</b>	
	9	LAUREN SHELL	Richardson(24)			<b>1:10:33.56</b>	11:21	43.0%	114	<b>55</b>	
	10	LYDDY BULLOCK	Dallas(26)			<b>1:21:11.05</b>	13:04	37.4%	136	<b>69</b>	
F30-39	1	ROBIN MCKINNON	Dallas(31)			<b>50:34.37</b>	8:08	<b>60.0%</b>	22	<b>4</b>	
	2	KERRI SASSO	Dallas(30)			<b>54:20.86</b>	8:45	55.8%	34	<b>10</b>	
	3	LYNNETTE SMITH	McKinney(39)			<b>55:43.53</b>	8:58	56.0%	45	<b>14</b>	
	4	NICHOLE HOLMES	Plano(36)			<b>56:47.76</b>	9:08	54.2%	57	<b>21</b>	
	5	CHRISTINE KELLY	McKinney(37)			<b>58:50.20</b>	9:28	52.5%	61	<b>23</b>	
	6	STEPHANNIE GRIMSHAW	Richardson(39)			<b>59:59.10</b>	9:39	52.1%	67	<b>26</b>	
	7	LISA POLLOCK	Dallas(36)			<b>1:00:40.73</b>	9:46	50.7%	72	<b>29</b>	
	8	MELISSA DAVIS	McKinney(38)			<b>1:01:06.13</b>	9:50	50.8%	73	<b>30</b>	
	9	CHRISSEY TEBHE	Dallas(34)			<b>1:01:15.70</b>	9:52	49.9%	75	<b>31</b>	
	10	LAN NGUYEN	Arlington(38)			<b>1:01:23.11</b>	9:53	50.6%	78	<b>33</b>	
	11	OLA ENABULELE	Murphy(31)			<b>1:02:51.69</b>	10:07	48.3%	84	<b>35</b>	
	12	STACY JOHNSON	Haslet(32)			<b>1:03:06.03</b>	10:09	48.2%	86	<b>36</b>	
	13	JUDY KERN	Ennis(35)			<b>1:03:53.90</b>	10:17	48.0%	92	<b>39</b>	
	14	SOPHIE DRAFFIN	Arlington(31)			<b>1:03:54.75</b>	10:17	47.5%	93	<b>40</b>	
	15	ESMERALDA SALINAS	Grand Prairie(31)			<b>1:04:04.23</b>	10:19	47.4%	91	<b>38</b>	
	16	GOODWIN MCCUTCHEON	Dallas(30)			<b>1:04:21.70</b>	10:21	47.1%	95	<b>41</b>	
	17	LINDSAY RAKER	Lewisville(33)			<b>1:09:23.19</b>	11:10	43.9%	111	<b>53</b>	
	18	JULIE ADCKOCK-SODER	Allen(38)			<b>1:11:56.39</b>	11:35	43.2%	117	<b>57</b>	
	19	LEIGH SPENCE	McKinney(37)			<b>1:12:08.02</b>	11:37	42.8%	116	<b>56</b>	
	20	JENNIFER KEELER	Dallas(38)			<b>1:13:04.90</b>	11:46	42.5%	118	<b>58</b>	
	21	LAQUESA SCOTT	Dallas(32)			<b>1:17:10.30</b>	12:25	39.4%	129	<b>63</b>	
	22	CHRISTINA CARR	Eules(30)			<b>1:17:10.76</b>	12:25	39.3%	128	<b>62</b>	
	23	TYRA FOWLER	Garland(32)			<b>1:19:34.71</b>	12:48	38.2%	130	<b>64</b>	
	24	AMANDA TIPTON	Combine(36)			<b>1:20:43.09</b>	12:59	38.1%	135	<b>68</b>	
	25	ELLEN WILLIAMSON	Irving(33)			<b>1:24:36.10</b>	13:37	36.0%	139	<b>71</b>	
	26	GOPI PATEL	Frisco(34)			<b>1:27:41.81</b>	14:07	34.8%	141	<b>73</b>	
	27	KIM COX	McKinney(39)			<b>1:41:16.56</b>	16:18	30.8%	143	<b>74</b>	

Splits were not captured for this race.


**GD** Place among Females



 Positive Split  
 Negative Split

Timing provided by:  
 **DELTAVIEWTIMING.COM**

F40-49	1	<b>LESLIE SMITH</b>	Garland(45)	<b>49:38.09</b>	7:59	<b>66.0%</b>	18	<b>3</b>
	2	<b>LYNETTE FRITZ</b>	Lewisville(43)	<b>52:31.55</b>	8:27	<b>61.2%</b>	28	<b>7</b>
	3	<b>LEESA THOMPSON</b>	Bedford(49)	<b>53:46.52</b>	8:39	<b>63.7%</b>	33	<b>9</b>
	4	<b>BETH JOHNSON</b>	Aledo(42)	<b>55:45.03</b>	8:58	57.2%	46	<b>15</b>
	5	<b>TONYA FULLER</b>	Dallas(41)	<b>57:07.29</b>	9:12	55.4%	56	<b>20</b>
	6	<b>AMY RODRIGUEZ</b>	Garland(47)	<b>59:50.90</b>	9:38	55.9%	66	<b>25</b>
	7	<b>DIANNE ECHOLS</b>	Garland(48)	<b>1:01:30.04</b>	9:54	55.0%	76	<b>32</b>
	8	<b>ERMA LOZANO</b>	Frisco(40)	<b>1:02:09.75</b>	10:00	50.6%	82	<b>34</b>
	9	<b>ANGELA WILLIAMS</b>	Plano(40)	<b>1:04:57.13</b>	10:27	48.4%	97	<b>42</b>
	10	<b>VERONICA ATTLEE</b>	McKinney(45)	<b>1:05:42.96</b>	10:35	49.8%	99	<b>44</b>
	11	<b>DELDEE CASTORENA</b>	Grand Prairie(42)	<b>1:05:43.46</b>	10:35	48.5%	98	<b>43</b>
	12	<b>JENNIFER HIBBS</b>	Mesquite(43)	<b>1:06:44.11</b>	10:44	48.2%	105	<b>47</b>
	13	<b>SYLVIE MEEHAN</b>	Fort Worth(43)	<b>1:07:54.36</b>	10:56	47.3%	108	<b>50</b>
	14	<b>RACHELLE BENNETT</b>	Round Rock(43)	<b>1:10:23.05</b>	11:20	45.7%	113	<b>54</b>
	15	<b>KRISTA DOOLEY</b>	(41)	<b>1:13:03.96</b>	11:46	43.3%	119	<b>59</b>
	16	<b>SUSIE BURNS</b>	Gonzales(44)	<b>1:16:25.12</b>	12:18	42.4%	125	<b>60</b>
	17	<b>ANGIE COCHRUM</b>	McKinney(44)	<b>1:20:40.43</b>	12:59	40.2%	132	<b>65</b>
	18	<b>DONNA REDDEN</b>	McKinney(48)	<b>1:20:40.52</b>	12:59	41.9%	133	<b>66</b>
	19	<b>CHRISTI PIPKIN</b>	Crandall(42)	<b>1:20:43.32</b>	12:59	39.5%	134	<b>67</b>
	20	<b>LISA DE LA GARZA</b>	Grand Prairie(43)	<b>1:25:58.97</b>	13:50	37.4%	140	<b>72</b>
F50-59	1	<b>PAULA LAUX</b>	Dallas(52)	<b>58:08.60</b>	9:21	<b>61.2%</b>	60	<b>22</b>
	2	<b>TONYA HOTCHKISS</b>	Fort Worth(50)	<b>1:00:38.22</b>	9:46	57.2%	71	<b>28</b>
	3	<b>SUSIE MARTIN</b>	Colorado Springs(52)	<b>1:03:34.31</b>	10:14	55.9%	89	<b>37</b>
	4	<b>MARY SCHENKEL</b>	Carrollton(58)	<b>1:05:52.27</b>	10:36	58.5%	101	<b>45</b>
	5	<b>DEIDRE SPARKS</b>	Mansfield(50)	<b>1:06:48.95</b>	10:45	51.9%	106	<b>48</b>
	6	<b>LYNDA BRIGGS</b>	Mansfield(54)	<b>1:07:32.66</b>	10:52	54.0%	107	<b>49</b>
	7	<b>MONA TOBIAS</b>	Port Aransas(52)	<b>1:08:24.65</b>	11:01	52.0%	110	<b>52</b>
	8	<b>CONNIE RICE</b>	Lantana(50)	<b>1:16:33.00</b>	12:19	45.3%	127	<b>61</b>
	9	<b>LYNA TA</b>	Keller(51)	<b>1:22:54.09</b>	13:21	42.4%	138	<b>70</b>

Splits were not captured for this race.

 Place among Females

 Positive Split  
 Negative Split

Timing provided by:  
 **DELTAVIEWTIMING.COM**

Dist	OA	Bib Name	GD	AgeGrp	AG	Start	1stH	2ndH	△	Net Chip Time	Pace	5KEq	Clock Time	AgeGD
10K	1	369	Fernando Garcia (M35)	1	M30-39	OA	0.9			39:33.61	6:22	18.84	39:34.54	69.3%
10K	2	378	Froylan Franco (M44)	2	M40-49	O2	1.4			39:33.40	6:22	18.84	39:34.80	74.0%
10K	3	269	Zac Sartin (M31)	3	M30-39	1st	8.1			41:26.85	6:40	19.74	41:35.00	65.1%
10K	4	320	Dan Yarbrough (M41)	4	M40-49	1st	0.1			42:20.16	6:49	20.16	42:20.26	67.6%
10K	5	376	Scott Toon (M48)	5	M40-49	2nd	1.3			43:30.78	7:00	20.72	43:32.08	69.4%
10K	6	312	Oliver Yates (M33)	6	M30-39	2nd	30.8			43:30.60	7:00	20.72	44:01.35	62.4%
10K	7	361	Scott Burnett (M43)	7	M40-49	3	2.7			44:25.14	7:09	21.16	44:27.83	65.4%
10K	8	319	John Saunders (M32)	8	M30-39	3	2.5			44:34.13	7:10	21.23	44:36.60	60.7%
10K	9	349	Derrick Forte (M43)	9	M40-49	4	5.0			45:40.73	7:21	21.75	45:45.68	63.6%
10K	10	280	Danny Fuller (M42)	10	M40-49	5	---			45:56.86	7:24	21.88	45:56.86	62.8%
10K	11	372	Esav Robles (M36)	11	M30-39	4	30.5			45:55.79	7:24	21.87	46:26.27	60.1%
10K	12	294	Matthew Yosten (M26)	12	M20-29	1st	5.3			47:01.58	7:34	22.39	47:06.91	57.1%
10K	13	371	Linda Kelly (F60)	1	F60-99	OA	1.0			47:52.08	7:42	22.80	47:53.08	82.8%
10K	14	272	Travis Souza (M29)	13	M20-29	2nd	3.8			48:28.58	7:48	23.09	48:32.42	55.4%
10K	15	258	Molly Dykstra (F30)	2	F30-39	O2	4.5			48:46.92	7:51	23.23	48:51.43	62.2%
10K	16	218	Baudilio Rodriguez (M55)	14	M50-59	1st	9.0			48:43.67	7:51	23.20	48:52.68	65.6%
10K	17	344	Sunil Laxman (M33)	15	M30-39	5	3.1			49:16.08	7:56	23.47	49:19.20	55.1%
10K	18	292	Leslie Smith (F45)	3	F40-49	1st	---			49:38.09	7:59	23.64	49:38.09	66.0%
10K	19	270	Philip J Davis (M24)	16	M20-29	3	2.7			50:02.58	8:03	23.83	50:05.28	53.7%
10K	20	332	Drew Kirchner (M16)	17	M01-19	1st	19.9			49:47.93	8:01	23.71	50:07.88	57.2%
10K	21	316	Anthony Kornegay (M17)	18	M01-19	2nd	20.0			50:00.71	8:03	23.82	50:20.66	56.2%
10K	22	339	Robin Mckinnon (F31)	4	F30-39	1st	1.5			50:34.37	8:08	24.09	50:35.91	60.0%
10K	23	211	Thomas Le (M41)	19	M40-49	6	88.9			49:48.77	8:01	23.72	51:17.71	57.5%
10K	24	212	Satya Puppala (M38)	20	M30-39	6	4.1			51:20.06	8:16	24.45	51:24.12	54.5%
10K	25	295	Kristy Krupp (F29)	5	F20-29	1st	0.2			51:27.11	8:17	24.51	51:27.26	59.0%
10K	26	362	Eleanor Burnett (F13)	6	F01-19	1st	2.5			51:46.98	8:20	24.66	51:49.52	63.3%
10K	27	275	Matthew Fox (M23)	21	M20-29	4	6.8			52:10.30	8:24	24.85	52:17.13	51.5%
10K	28	289	Lynette Fritz (F43)	7	F40-49	2nd	5.0			52:31.55	8:27	25.01	52:36.54	61.2%
10K	29	287	Cayla Fritz (F24)	8	F20-29	2nd	4.8			53:18.16	8:35	25.39	53:22.95	56.9%
10K	30	238	Jomy Joseph (M33)	22	M30-39	7	25.1			53:09.20	8:33	25.32	53:34.32	51.1%
10K	31	379	Ashok Srikantappa (M47)	23	M40-49	8	4.6			53:33.83	8:37	25.51	53:38.47	56.0%
10K	32	383	Jeffery Patton (M46)	24	M40-49	7	32.0			53:12.55	8:34	25.34	53:44.55	55.9%
10K	33	255	Leesa Thompson (F49)	9	F40-49	3	14.6			53:46.52	8:39	25.61	54:01.13	63.7%
10K	34	341	Kerri Sasso (F30)	10	F30-39	2nd	2.7			54:20.86	8:45	25.88	54:23.60	55.8%
10K	35	370	Ken Ashby (M59)	25	M50-59	2nd	2.1			54:32.25	8:47	25.98	54:34.33	60.7%
10K	36	209	Anne Lock (F26)	11	F20-29	3	24.4			54:21.31	8:45	25.89	54:45.71	55.8%
10K	37	205	Paul Almanza (M34)	26	M30-39	8	19.3			54:34.24	8:47	25.99	54:53.57	50.0%
10K	38	318	Jennifer Rodriguez (F21)	12	F20-29	4	13.3			54:46.87	8:49	26.09	55:00.16	55.4%
10K	39	232	Timothy Attlee (M50)	27	M50-59	3	7.8			54:59.11	8:51	26.19	55:06.96	55.8%
10K	40	297	Matthew Armstrong (M30)	28	M30-39	9	14.1			55:01.79	8:51	26.21	55:15.91	48.9%
10K	41	334	David Murtaugh (M16)	29	M01-19	3	21.0			54:56.99	8:51	26.17	55:18.02	51.9%
10K	42	277	Jason Smith (M42)	30	M40-49	10	8.7			55:10.13	8:53	26.28	55:18.83	52.3%
10K	43	368	Martin Mesna (M40)	31	M40-49	9	27.8			54:53.84	8:50	26.14	55:21.67	51.8%
10K	44	296	Leslie Armstrong (F29)	13	F20-29	5	13.5			55:34.81	8:57	26.47	55:48.30	54.6%

GD Place among Females

△ Positive Split  
△ Negative Split

Timing provided by:  
 DELTAVIEWTIMING.COM

Splits were not captured for this race.

10K	45	276	Lynnette Smith (F39)	14	F30-39	3	8.9	55:43.53	8:58	26.54	55:52.39	56.0%
10K	46	273	Beth Johnson (F42)	15	F40-49	4	13.6	55:45.03	8:58	26.55	55:58.61	57.2%
10K	47	313	Madison Garrett (F16)	16	F01-19	2nd	21.1	55:40.85	8:58	26.52	56:01.95	56.4%
10K	48	335	Robert Rose (M15)	32	M01-19	4	21.8	55:40.28	8:58	26.52	56:02.11	52.0%
10K	49	329	Samantha Carr (F15)	17	F01-19	3	20.6	55:42.86	8:58	26.53	56:03.47	57.0%
10K	50	314	Megan Garrett (F14)	18	F01-19	4	21.5	55:43.98	8:58	26.54	56:05.44	57.8%
10K	51	325	Frank Kwan (M39)	33	M30-39	10	29.5	55:46.45	8:59	26.56	56:15.93	50.6%
10K	52	225	Matthew Eibell (M34)	34	M30-39	11	14.6	56:13.89	9:03	26.78	56:28.54	48.5%
10K	53	317	David Gumbert (M18)	35	M01-19	5	20.2	56:14.74	9:03	26.79	56:34.99	49.4%
10K	54	331	Jessi Gorman (F17)	19	F01-19	5	21.3	56:19.57	9:04	26.82	56:40.86	55.0%
10K	55	382	Kenny Chung (M30)	36	M30-39	12	15.2	56:52.58	9:09	27.09	57:07.75	47.3%
10K	56	293	Tonya Fuller (F41)	20	F40-49	5	0.6	57:07.29	9:12	27.21	57:07.85	55.4%
10K	57	234	Nichole Holmes (F36)	21	F30-39	4	27.0	56:47.76	9:08	27.05	57:14.77	54.2%
10K	58	267	Josh Maylee (M38)	37	M30-39	13	8.6	57:16.25	9:13	27.28	57:24.83	48.9%
10K	59	216	Jim Chester (M40)	38	M40-49	11	36.1	57:32.23	9:16	27.40	58:08.32	49.4%
10K	60	324	Paula Laux (F52)	22	F50-59	1st	15.1	58:08.60	9:21	27.69	58:23.71	61.2%
10K	61	283	Christine Kelly (F37)	23	F30-39	5	4.1	58:50.20	9:28	28.02	58:54.26	52.5%
10K	62	228	Ambre Swinford (F25)	24	F20-29	6	19.4	58:35.07	9:26	27.90	58:54.50	51.8%
10K	63	259	Charles Dykstra (M28)	39	M20-29	5	5.2	59:02.17	9:30	28.12	59:07.34	45.5%
10K	64	936	Shridhar Chikkodi (M46)	40	M40-49	12	28.3	59:06.72	9:31	28.15	59:35.04	50.3%
10K	65	364	Jared Smith (M26)	41	M20-29	6	1.9	59:59.12	9:39	28.57	1:00:01.02	44.8%
10K	66	219	Amy Rodriguez (F47)	25	F40-49	6	13.3	59:50.90	9:38	28.50	1:00:04.23	55.9%
10K	67	345	Stephannie Grimshaw (F39)	26	F30-39	6	9.9	59:59.10	9:39	28.57	1:00:08.99	52.1%
10K	68	264	Caitie Brown (F24)	27	F20-29	7	16.9	1:00:04.82	9:40	28.61	1:00:21.71	50.5%
10K	69	381	Caleb Ondrusen (M24)	42	M20-29	7	2.4	1:00:21.34	9:43	28.75	1:00:23.69	44.5%
10K	70	310	Josh Levi-santamaria (M35)	43	M30-39	14	---	1:00:38.97	9:46	28.88	1:00:38.97	45.2%
10K	71	279	Tonya Hotchkiss (F50)	28	F50-59	2nd	12.9	1:00:38.22	9:46	28.88	1:00:51.14	57.2%
10K	72	307	Lisa Pollock (F36)	29	F30-39	7	21.0	1:00:40.73	9:46	28.90	1:01:01.78	50.7%
10K	73	360	Melissa Davis (F38)	30	F30-39	8	6.3	1:01:06.13	9:50	29.10	1:01:12.40	50.8%
10K	74	367	Eric Holland (M37)	44	M30-39	15	22.1	1:00:53.60	9:48	29.00	1:01:15.67	45.6%
10K	75	373	Chrissy Tebhe (F34)	31	F30-39	9	2.6	1:01:15.70	9:52	29.17	1:01:18.34	49.9%
10K	76	239	Dianne Echols (F48)	32	F40-49	7	---	1:01:30.04	9:54	29.29	1:01:30.04	55.0%
10K	77	321	Brandon Hepburn (M31)	45	M30-39	16	11.0	1:01:25.00	9:53	29.25	1:01:36.00	43.9%
10K	78	348	Lan Nguyen (F38)	33	F30-39	10	18.7	1:01:23.11	9:53	29.24	1:01:41.81	50.6%
10K	79	303	Kishore Mandava (M46)	46	M40-49	13	---	1:02:00.57	9:59	29.53	1:02:00.57	48.0%
10K	80	246	Kapilkumar Patel (M31)	47	M30-39	17	0.9	1:02:09.92	10:00	29.60	1:02:10.80	43.4%
10K	81	233	Anthony Stinnett (M42)	48	M40-49	14	5.8	1:02:08.46	10:00	29.60	1:02:14.25	46.4%
10K	82	229	Erma Lozano (F40)	34	F40-49	8	5.2	1:02:09.75	10:00	29.60	1:02:14.93	50.6%
10K	83	333	Marlen Russell (M37)	49	M30-39	18	15.4	1:02:28.67	10:03	29.75	1:02:44.04	44.5%
10K	84	365	Ola Enabulele (F31)	35	F30-39	11	6.3	1:02:51.69	10:07	29.94	1:02:57.98	48.3%
10K	85	340	James Mylett (M49)	50	M40-49	15	23.9	1:02:40.70	10:05	29.85	1:03:04.60	48.6%
10K	86	354	Stacy Johnson (F32)	36	F30-39	12	10.3	1:03:06.03	10:09	30.06	1:03:16.38	48.2%
10K	87	380	Guru Mathur (M32)	51	M30-39	19	5.5	1:03:13.82	10:11	30.11	1:03:19.28	42.8%
10K	88	221	Kevin Thompson (M40)	52	M40-49	16	23.4	1:03:16.62	10:11	30.14	1:03:40.00	44.9%
10K	89	342	Susie Martin (F52)	37	F50-59	3	17.3	1:03:34.31	10:14	30.28	1:03:51.57	55.9%

GD Place among Females

▲ Positive Split  
 ▼ Negative Split

Timing provided by:  
 DELTAVIEWTIMING.COM

Splits were not captured for this race.



10K	90	306	Lane Odom (M15)	53	M01-19	6	20.2	1:03:47.77	10:16	30.38	1:04:07.97	45.4%
10K	91	262	Esmeralda Salinas (F31)	38	F30-39	15	7.4	1:04:04.23	10:19	30.52	1:04:11.61	47.4%
10K	92	266	Judy Kern (F35)	39	F30-39	13	20.9	1:03:53.90	10:17	30.43	1:04:14.83	48.0%
10K	93	357	Sophie Draffin (F31)	40	F30-39	14	38.0	1:03:54.75	10:17	30.44	1:04:32.76	47.5%
10K	94	224	Brad Mccutcheon (M32)	54	M30-39	20	13.8	1:04:19.55	10:21	30.64	1:04:33.33	42.1%
10K	95	223	Goodwin Mccutcheon (F30)	41	F30-39	16	13.4	1:04:21.70	10:21	30.65	1:04:35.07	47.1%
10K	96	251	Ryan Benigno (M28)	55	M20-29	8	18.3	1:04:39.57	10:24	30.79	1:04:57.83	41.5%
10K	97	326	Angela Williams (F40)	42	F40-49	9	9.6	1:04:57.13	10:27	30.94	1:05:06.76	48.4%
10K	98	337	Deldee Castorena (F42)	43	F40-49	11	5.3	1:05:43.46	10:35	31.30	1:05:48.79	48.5%
10K	99	231	Veronica Attlee (F45)	44	F40-49	10	9.4	1:05:42.96	10:35	31.29	1:05:52.40	49.8%
10K	100	206	Scott Dawson (M43)	56	M40-49	17	35.9	1:05:22.19	10:31	31.14	1:05:58.09	44.5%
10K	101	256	Mary Schenkel (F58)	45	F50-59	4	13.0	1:05:52.27	10:36	31.37	1:06:05.25	58.5%
10K	102	338	David Castorena (M44)	57	M40-49	18	5.6	1:06:03.18	10:38	31.46	1:06:08.75	44.3%
10K	103	351	Paul Yang (M41)	58	M40-49	19	---	1:06:32.60	10:43	31.69	1:06:32.60	43.0%
10K	104	213	Monley Jamerson (F26)	46	F20-29	8	8.0	1:06:34.13	10:43	31.71	1:06:42.18	45.6%
10K	105	250	Jennifer Hibbs (F43)	47	F40-49	12	15.8	1:06:44.11	10:44	31.79	1:06:59.93	48.2%
10K	106	253	Deidre Sparks (F50)	48	F50-59	5	22.8	1:06:48.95	10:45	31.82	1:07:11.77	51.9%
10K	107	237	Lynda Briggs (F54)	49	F50-59	6	19.6	1:07:32.66	10:52	32.17	1:07:52.26	54.0%
10K	108	327	Sylvie Meehan (F43)	50	F40-49	13	10.9	1:07:54.36	10:56	32.34	1:08:05.24	47.3%
10K	109	359	Chloe Adcock (F16)	51	F01-19	6	4.3	1:08:42.53	11:03	32.72	1:08:46.80	45.7%
10K	110	235	Mona Tobias (F52)	52	F50-59	7	22.7	1:08:24.65	11:01	32.58	1:08:47.36	52.0%
10K	111	284	Lindsay Raker (F33)	53	F30-39	17	30.0	1:09:23.19	11:10	33.05	1:09:53.16	43.9%
10K	112	350	Mark Townson (M54)	59	M50-59	4	24.8	1:10:12.64	11:18	33.44	1:10:37.46	45.2%
10K	113	309	Rachelle Bennett (F43)	54	F40-49	14	19.0	1:10:23.05	11:20	33.52	1:10:42.03	45.7%
10K	114	299	Lauren Shell (F24)	55	F20-29	9	31.1	1:10:33.56	11:21	33.60	1:11:04.62	43.0%
10K	115	358	Tom Bednarz (M69)	60	M60-99	1st	34.3	1:10:54.34	11:25	33.77	1:11:28.63	51.2%
10K	116	202	Leigh Spence (F37)	56	F30-39	19	7.3	1:12:08.02	11:37	34.36	1:12:15.36	42.8%
10K	117	322	Julie Adcock-soder (F38)	57	F30-39	18	26.8	1:11:56.39	11:35	34.26	1:12:23.18	43.2%
10K	118	323	Jennifer Keeler (F38)	58	F30-39	20	11.8	1:13:04.90	11:46	34.80	1:13:16.70	42.5%
10K	119	377	Krista Dooley (F41)	59	F40-49	15	12.8	1:13:03.96	11:46	34.80	1:13:16.75	43.3%
10K	120	355	James Marin (M61)	61	M60-99	2nd	22.2	1:13:17.38	11:48	34.91	1:13:39.57	46.0%
10K	121	254	David Thompson (M43)	62	M40-49	21	14.2	1:15:18.06	12:07	35.87	1:15:32.22	38.6%
10K	122	298	Larry Shell (M49)	63	M40-49	20	31.1	1:15:05.82	12:05	35.76	1:15:36.89	40.6%
10K	123	363	Abhay Mandayam (M24)	64	M20-29	9	0.9	1:15:43.73	12:11	36.07	1:15:44.65	35.5%
10K	124	366	Kapilan Viswanathan (M12)	65	M01-19	7	0.1	1:16:25.34	12:18	36.40	1:16:25.45	40.5%
10K	125	248	Susie Burns (F44)	60	F40-49	16	15.3	1:16:25.12	12:18	36.40	1:16:40.43	42.4%
10K	126	302	Viswanathan Sahadevan (M	66	M40-49	22	0.6	1:16:48.70	12:22	36.58	1:16:49.32	37.5%
10K	127	281	Connie Rice (F50)	61	F50-59	8	16.3	1:16:33.00	12:19	36.46	1:16:49.33	45.3%
10K	128	343	Christina Carr (F30)	62	F30-39	22	10.2	1:17:10.76	12:25	36.76	1:17:20.91	39.3%
10K	129	285	Laquesha Scott (F32)	63	F30-39	21	11.1	1:17:10.30	12:25	36.76	1:17:21.40	39.4%
10K	130	286	Tyra Fowler (F32)	64	F30-39	23	32.4	1:19:34.71	12:48	37.90	1:20:07.07	38.2%
10K	131	305	Dallas Edie (M57)	67	M50-59	5	18.2	1:20:26.84	12:57	38.31	1:20:45.05	40.4%
10K	132	304	Angie Cochrum (F44)	65	F40-49	17	27.0	1:20:40.43	12:59	38.42	1:21:07.45	40.2%
10K	133	271	Donna Redden (F48)	66	F40-49	18	27.3	1:20:40.52	12:59	38.42	1:21:07.78	41.9%
10K	134	215	Christi Pipkin (F42)	67	F40-49	19	25.3	1:20:43.32	12:59	38.45	1:21:08.64	39.5%

GD Place among Females

▲ Positive Split  
 ▼ Negative Split

Timing provided by:  
 DELTAVIEWTIMING.COM

Splits were not captured for this race.

10K	135	214	Amanda Tipton (F36)	68	F30-39	24	26.4	1:20:43.09	12:59	38.45	1:21:09.47	38.1%
10K	136	301	Lyddy Bullock (F26)	69	F20-29	10	9.6	1:21:11.05	13:04	38.67	1:21:20.69	37.4%
10K	137	257	Karl Zuber (M61)	68	M60-99	3	3.1	1:21:19.92	13:05	38.73	1:21:23.00	41.4%
10K	138	347	Lyna Ta (F51)	70	F50-59	9	18.8	1:22:54.09	13:21	39.49	1:23:12.93	42.4%
10K	139	260	Ellen Williamson (F33)	71	F30-39	25	28.9	1:24:36.10	13:37	40.30	1:25:05.00	36.0%
10K	140	227	Lisa De La Garza (F43)	72	F40-49	20	8.4	1:25:58.97	13:50	40.95	1:26:07.34	37.4%
10K	141	282	Gopi Patel (F34)	73	F30-39	26	16.2	1:27:41.81	14:07	41.77	1:27:58.04	34.8%
10K	142	315	Frank Hempen (M37)	69	M30-39	21	35.1	1:34:56.33	15:17	45.22	1:35:31.45	29.3%
10K	143	210	Kim Cox (F39)	74	F30-39	27	37.4	1:41:16.56	16:18	48.24	1:41:53.99	30.8%
								Average Finish Time:	1:01:49	Average Age Grade:		50.5%

Splits were not captured for this race.

**GD** Place among Females

▲ Positive Split  
 ▼ Negative Split

Timing provided by:  
 **DELTAVIEWTIMING.COM**